



Preference of Professionals

CamBox®


CamBox Nx-1 Pro Set

Pole * Sheathing Wall Narrow Surface Installation



Labeling & Branding Base Area

Rectangular Hexagonal Octagonal posts and Narrow Space Mounting Junction Box



Maximum Load Capacity is 3,5 Kg

Dimensions 128x128x90mm



Suitable With All CamBox Accesories

CamBox

Engineering
Plastic